

SOFAS

STYLE + FUNCTION



BEYOND
furniture

www.beyondfurniture.com.au

SOFAS

VOLUME 6

4-7 SORANO

8-11 DIAMANTE

12-15 BRILLANTE

16-19 SNELLO

20-23 FIORI

24-27 RUSCO

28-29 OPTIONAL LEATHER CARE WARRANTY



SORANO

CUSTOMISABLE SOFA

The Sorano sofa is inspired by the clean minimalist design of the early 60's. The refined character of the Sorano is established through its slim proportions, deconstructed composition, quilted seat and elegant high legs.

SORANO

STEP 1: SELECT SOFA MODULES											
Sofas * For custom sizes & made to measure options, please ask a sales consultant to provide prices.											
A: \$4740	C: \$6399	A: \$4497	C: \$6071	A: \$4316	C: \$5827	A: \$4058	C: \$5479	A: \$3513	C: \$4742	A: \$3371	C: \$4551
B: \$5451	D: \$6873	B: \$5171	D: \$6520	B: \$4964	D: \$6259	B: \$4667	D: \$5884	B: \$4039	D: \$5093	B: \$3877	D: \$4888
Modular Components:											
A: \$4506	C: \$6084	A: \$4258	C: \$5748	A: \$4063	C: \$5485	A: \$3795	C: \$5123	A: \$3186	C: \$4301		
B: \$5182	D: \$6534	B: \$4897	D: \$6174	B: \$4673	D: \$5891	B: \$4364	D: \$5503	B: \$3664	D: \$4620		
A: \$4506	C: \$6084	A: \$4258	C: \$5748	A: \$4063	C: \$5485	A: \$3795	C: \$5123	A: \$3186	C: \$4301		
B: \$5182	D: \$6534	B: \$4897	D: \$6174	B: \$4673	D: \$5891	B: \$4364	D: \$5503	B: \$3664	D: \$4620		
A: \$4316	C: \$5827	A: \$4058	C: \$5479	A: \$3868	C: \$5222	A: \$3581	C: \$4834	A: \$2865	C: \$3867		
B: \$4964	D: \$6259	B: \$4667	D: \$5884	B: \$4448	D: \$5609	B: \$4118	D: \$5192	B: \$3294	D: \$4154		
A: \$3766	C: \$5084	A: \$3435	C: \$4637	A: \$4385	C: \$5919	A: \$2801	C: \$3782	A: \$3362	C: \$4538		
B: \$4331	D: \$5461	B: \$3950	D: \$4980	B: \$5042	D: \$6358	B: \$3221	D: \$4062	B: \$3866	D: \$4874		
Ottomans				Headrests				*Items with a star are not available with head mechanism option.			
								LEATHER KEY:			
A: \$2295	C: \$3098	A: \$1846	C: \$2493	A: \$253	C: \$342	A: \$307	C: \$414	A: corrected top grain 'Orvieto'			
B: \$2639	D: \$3327	B: \$2123	D: \$2677	B: \$291	D: \$367	B: \$353	D: \$445	B: semi-corrected top grain 'EuroSoft' & 'King'			
								C: 'Marco' 'Nevicata' 'Toro' (N/A) 'Prescott'			
								D: 'Mimosa' 'Geko' 'Mimosa Pro' 'Nubuck'			

SORANO

STEP 2: ADJUSTABLE HEAD REST OPTION		STEP 3: CONTRAST STITCH	
Standard: 0186 - 97cm Deep 	With Headrest: 0142K - 108cm Deep *Additional Charge +35% 	Contrast Stitching: Y / N If yes, what colour: (code):	
STEP 4: FIRMNESS			
Circle your seat firmness selection: (5) Soft (4) Firm			
*Note, if you select soft the leather may appear 'looser'			
STEP 5: SELECT LEGS			
	Steel Leg 0186 Choose a finish: Polished Matt		Timber Leg H0274 Choose a finish: Wenge 219 Beech 019 Cherry C02 Dark Walnut W01 Solid Black R05 Silver Grey 210
	Double Steel Leg M0050 Choose a finish: Polished Matt		
STEP 6: SELECT CUSTOM SIZE		STEP 7: FINISHED ENDS <small>(For non-standard finished ends)</small>	
Desired width:	Closest Smaller Option: + cm:	How many ends do you need finished? 1 2	
Additional Charge: \$ Your sales consultant will calculate this for you		Additional Charge: \$ Your sales consultant will calculate this for you	
STEP 8: FINALISE DESIGN			
Sketch selection:	1. Selected item codes:	Selected leather colour (range/name/code):	
	2. Seat Depth:	3. Stitching Colour:	
	4. Firmness selection:	5. Leg Selection:	
Price:	Additional Charge:	Total:	
I agree that the selected options on this order form are correct. Sign:			

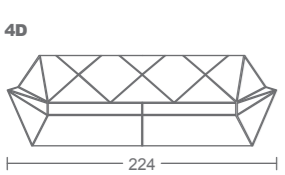
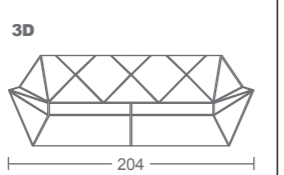
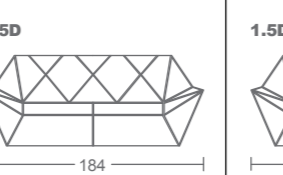
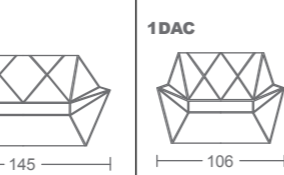
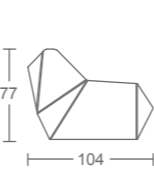

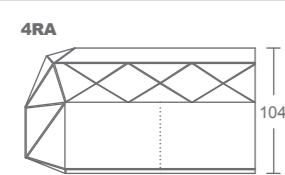
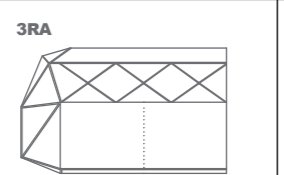
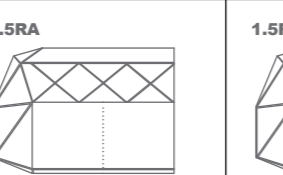
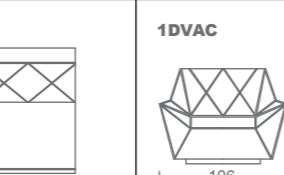

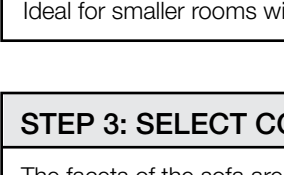
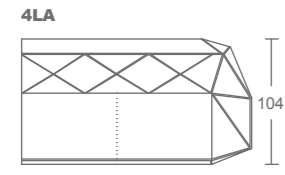
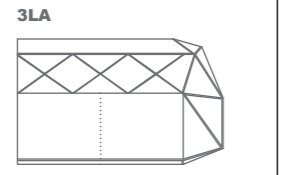
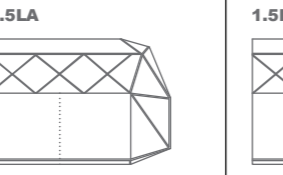
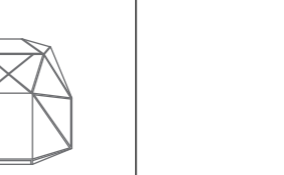
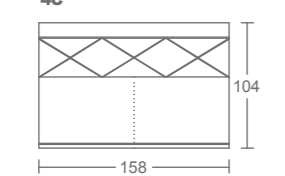
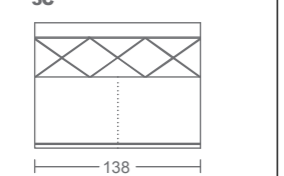
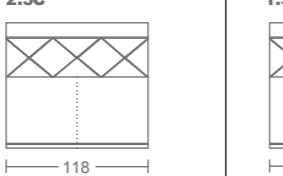
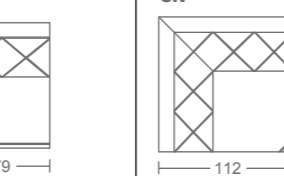

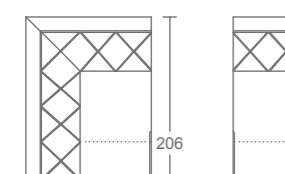
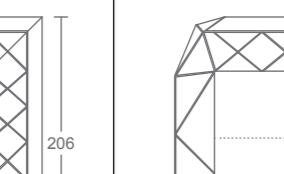
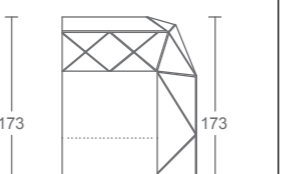
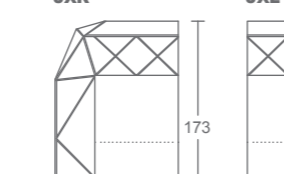
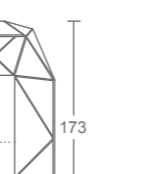





DIAMANTE

CUSTOMISABLE SOFA


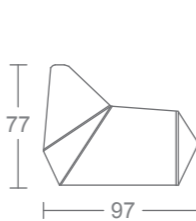

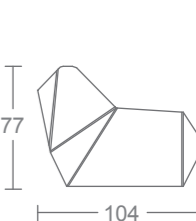

The Diamante is defined by its angular design, highlighted by 5mm leather strips sewn into the leather upholstery. This special leather crafting feature requires high level leather cutting, sewing and stitching to achieve.

DIAMANTE

STEP 1: SELECT SOFA MODULES											
Sofas * For custom sizes & made to measure options, please ask a sales consultant to provide prices.											
4D  A: \$4419 B: \$5082	3D  A: \$4131 B: \$4751	2.5D  A: \$3849 B: \$4426	1.5D  A: \$3172 B: \$3647	1DAC  A: \$2806 B: \$3227	 77 104	4RA  A: \$3927 B: \$4516	3RA  A: \$3605 B: \$4146	2.5RA  A: \$3298 B: \$3793	1.5RA  A: \$2631 B: \$3025	1DVAC  A: \$3137 B: \$3608	 79 104
4LA  A: \$3927 B: \$4516	3LA  A: \$3605 B: \$4868	2.5LA  A: \$3298 B: \$3793	1.5LA  A: \$2631 B: \$3025								
4C  A: \$3313 B: \$3810	3C  A: \$2996 B: \$3446	2.5C  A: \$2679 B: \$3081	1.5C  A: \$1968 B: \$2263	CN  A: \$3006 B: \$3457							
LXR  A: \$3927 B: \$4516	LXL  A: \$5301 B: \$5694	SXR  A: \$3785 B: \$4353	SXL  A: \$5110 B: \$5489	JXR  A: \$3566 B: \$4101	JXL  A: \$4814 B: \$5171						
ST2  A: \$1729 B: \$1989	ST2  C: \$2335 D: \$2508										

LEATHER KEY:	
A:	corrected top grain 'Orvieto'
B:	semi-corrected top grain 'EuroSoft' & 'King'
C:	'Marco' 'Toro' (N/A)
D:	'Mimosa' 'Mimosa Pro'
	'Nevicata' 'Prescott' 'Geko' 'Nubuck'

DIAMANTE

STEP 2: SELECT SEAT BACK	
Flat Back (0386)  Ideal for smaller rooms with space constraints  77 97	Diamante Back (0387) +10%   77 104
STEP 3: SELECT CONTRASTING PATTERN	STEP 4: FIRMNESS
The facets of the sofa are defined by 5mm wide leather strips which are stitched in. The strips can match your leather upholstery for a subtle look, be a contrasting colour for a bold look, be a contrasting texture, or a contrasting texture and colour. Your Leather Selection Sofa: Strips: 	Circle your seat firmness selection: Firm (4) Soft (5) *Note, if you select soft the leather may appear 'looser'
STEP 5: SELECT CUSTOM SIZE	STEP 6: FINISHED ENDS (For non-standard finished ends)
Desired width: Closest Smaller Option: + cm: Additional Charge: \$ Your sales consultant will calculate this for you	How many ends do you need finished? 1 2 Additional Charge: \$ Your sales consultant will calculate this for you
STEP 7: FINALISE DESIGN	
Sketch selection:	1. Selected item codes: 2. Seat back selection: 3. Body leather selection (range/name/code): Contrasting leather selection (range/name/code): 4. Firmness selection:
Price:	Additional Charges:
Total:	
I agree that the selected options on this order form are correct. Sign:	

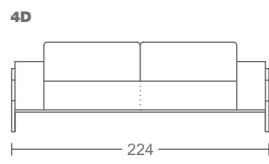
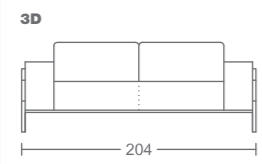
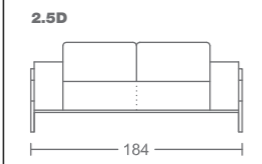
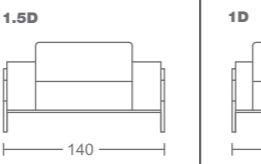
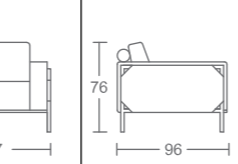
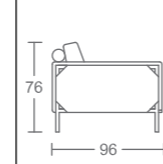
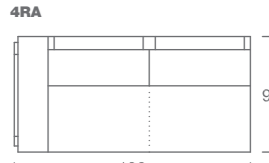
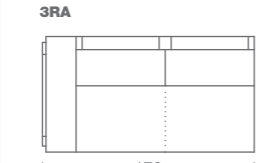
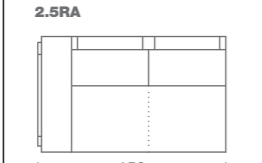
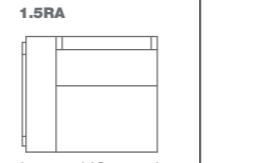
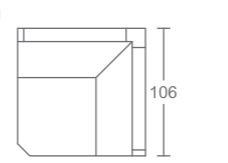
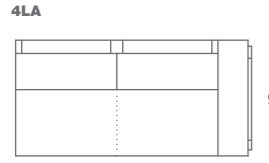
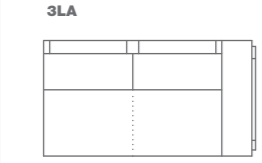
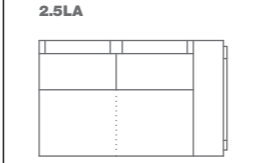
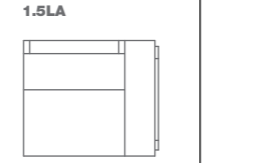
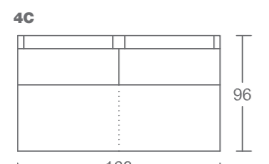
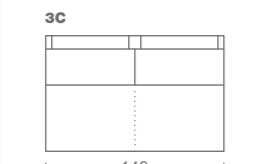
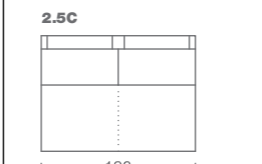

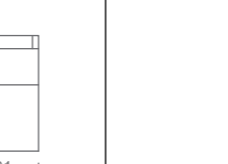
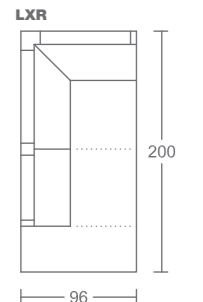
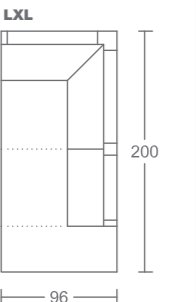
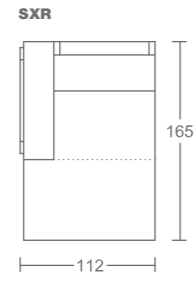
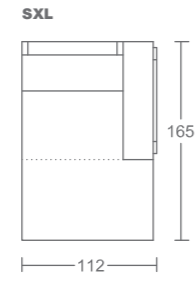
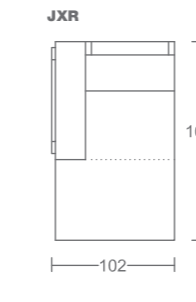
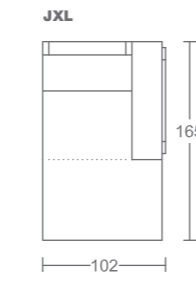
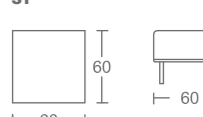

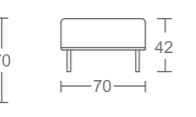
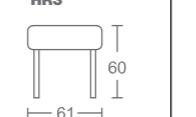


BRILLANTE







CUSTOMISABLE SOFA

The Brillante is understated in its minimalist, yet elegant design. The optional panel on the side of the sofa brings geometric intrigue and a unique character. It's inviting and comfortable thanks to its softly rounded form and feather soft cushions.

BRILLANTE

STEP 1: SELECT SOFA MODULES																					
Sofas * For custom sizes & made to measure options, please ask a sales consultant to provide prices.																					
4D  224		3D  204		2.5D  184		1.5D  140		1D  97		 76 96											
A: \$4989	C: \$6735	A: \$4731	C: \$6386	A: \$4482	C: \$6051	A: \$3771	C: \$5091	A: \$3396	C: \$4584	* Side elevation											
B: \$5737	D: \$7234	B: \$5440	D: \$6859	B: \$5154	D: \$6499	B: \$4336	D: \$5468	B: \$3905	D: \$4924												
Modular Components:																					
4RA  196 96		3RA  176		2.5RA  156		1.5RA  112		CN  106 106													
A: \$4165	C: \$5623	A: \$3888	C: \$5248	A: \$3639	C: \$4913	A: \$2874	C: \$3880	A: \$3245 C: \$4380													
B: \$4790	D: \$6040	B: \$4471	D: \$5637	B: \$4185	D: \$5277	B: \$3306	D: \$4168	B: \$3731 D: \$4705													
4LA  196 96		3LA  176		2.5LA  156		1.5LA  112															
A: \$4165	C: \$5623	A: \$3888	C: \$5248	A: \$3639	C: \$4913	A: \$2874	C: \$3880														
B: \$4790	D: \$6040	B: \$4471	D: \$5637	B: \$4185	D: \$5277	B: \$3306	D: \$4168														
4C  168 96		3C  148		2.5C  128		1.5C  84		1C  61													
A: \$3245	C: \$4380	A: \$2977	C: \$4019	A: \$2655	C: \$3584	A: \$1900	C: \$2565	A: \$1642 C: \$2216													
B: \$3731	D: \$4705	B: \$3423	D: \$4316	B: \$3053	D: \$3850	B: \$2185	D: \$2755	B: \$1888 D: \$2381													
LXR  200 96		LXL  200 96		SXR  165 112		SXL  165 112		JXR  165 102		JXL  165 102											
A: \$4492 C: \$6064		A: \$3629 C: \$4900		A: \$3371 C: \$4551		A: \$3371 C: \$4551		A: \$3371 C: \$4551		A: \$3371 C: \$4551											
B: \$5166 D: \$6513		B: \$4174 D: \$5263		B: \$3877 D: \$4888		B: \$3877 D: \$4888		B: \$3877 D: \$4888		B: \$3877 D: \$4888											
ST  60 60		ST2  70 70		HR3  60 61		HR2  60 71															
A: \$789	C: \$1065	A: \$1296	C: \$1749	A: \$268	C: \$362	A: \$283	C: \$381														
B: \$908	D: \$1144	B: \$1490	D: \$1879	B: \$308	D: \$389	B: \$325	D: \$410														
<table border="1"> <thead> <tr> <th colspan="2">LEATHER KEY:</th> </tr> </thead> <tbody> <tr> <td>A:</td> <td>corrected top grain 'Orvieto'</td> </tr> <tr> <td>B:</td> <td>semi-corrected top grain 'EuroSoft' & 'King'</td> </tr> <tr> <td>C:</td> <td>'Marco' 'Toro' (N/A) 'Nevicata' 'Prescott'</td> </tr> <tr> <td>D:</td> <td>'Mimosa' 'Mimosa Pro' 'Geko' 'Nubuck'</td> </tr> </tbody> </table>												LEATHER KEY:		A:	corrected top grain 'Orvieto'	B:	semi-corrected top grain 'EuroSoft' & 'King'	C:	'Marco' 'Toro' (N/A) 'Nevicata' 'Prescott'	D:	'Mimosa' 'Mimosa Pro' 'Geko' 'Nubuck'
LEATHER KEY:																					
A:	corrected top grain 'Orvieto'																				
B:	semi-corrected top grain 'EuroSoft' & 'King'																				
C:	'Marco' 'Toro' (N/A) 'Nevicata' 'Prescott'																				
D:	'Mimosa' 'Mimosa Pro' 'Geko' 'Nubuck'																				

BRILLANTE

STEP 2: SELECT SIDE DETAIL		
Side panel with full leather (0334)  matt chrome	Side panel with perforated leather (0335)  matt chrome	No side panel with M1009 metal leg  matt chrome
STEP 3: SELECT ARM WIDTH		
28 cm wide (standard) 0334 	18 cm wide (custom) +5% surcharge *Subtract 10/20cm from the sofa width for slim arm alternative 	
STEP 4: SELECT STITCHING	STEP 5: FIRMNESS	
Contrast Stitching: Y / N If yes, what colour: (code):	Circle your seat firmness selection: Firm (4) Soft (5) *Note, if you select soft the leather may appear 'looser'	
		
STEP 6: SELECT CUSTOM SIZE		STEP 7: FINISHED ENDS <small>(For non-standard finished ends)</small>
Desired width: Closest Smaller Option: + cm:		How many ends do you need finished? 1 2
Additional Charge: \$ Your sales consultant will calculate this for you		Additional Charge: \$ Your sales consultant will calculate this for you
STEP 7: FINALISE DESIGN		
Sketch selection:	1. Selected item codes:	Price:
	Selected leather colour (range/name/code):	
	2. Side Panel Selection:	Additional Charges:
	3. Arm width selection:	Total:
	4. Stitching selection:	5. Firmness selection:
I agree that the selected options on this order form are correct. Sign:		

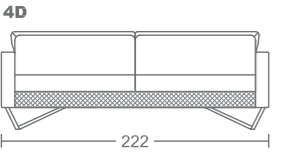
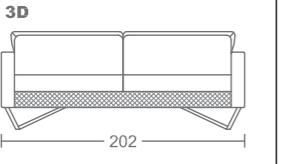
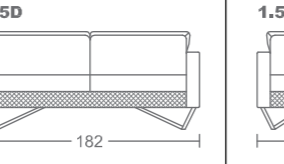
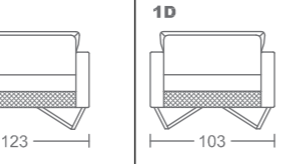
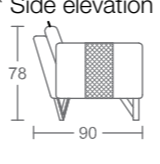
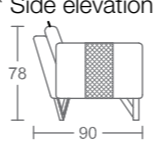


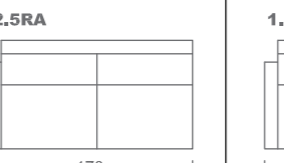
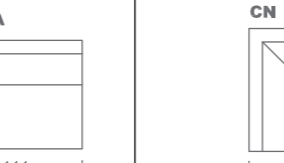
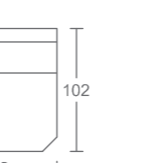
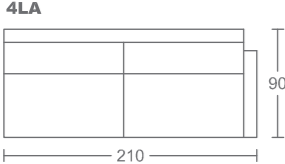

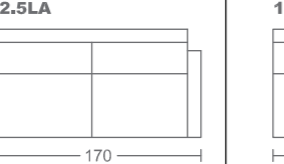
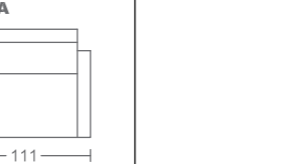
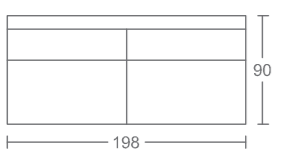
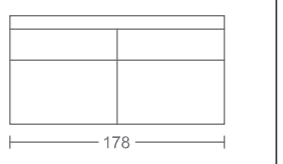
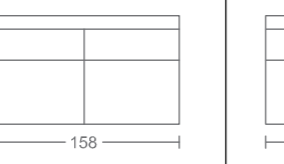
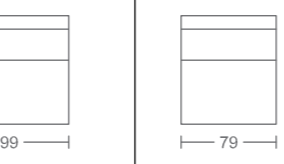

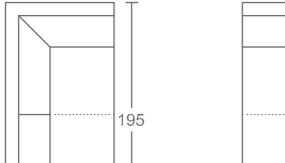
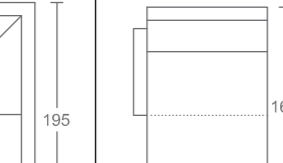
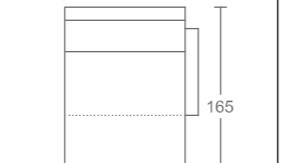
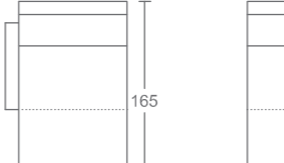
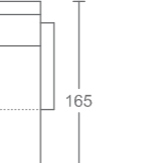
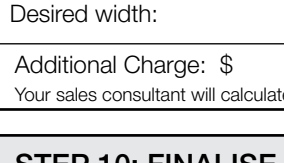
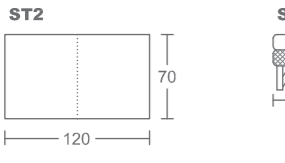

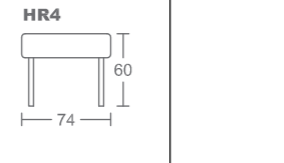


SNELLO












CUSTOMISABLE SOFA

The slim clean form of the Snello is the perfect base to add rich leather textures and patterns to create a truly personalised and unique design. The Snello's endless leather crafting combinations and wide choice of legs means you can create a stunning leather sofa that is truly one of a kind.

SNELLO

STEP 1: SELECT SOFA MODULES																							
Sofas * For custom sizes & made to measure options, please ask a sales consultant to provide prices.																							
																							
A: \$4998 B: \$5748	C: \$6748 D: \$7248	A: \$4692 B: \$5395	C: \$6334 D: \$6803	A: \$4385 B: \$5042	C: \$5919 D: \$6358	A: \$3293 B: \$3787	C: \$4446 D: \$4775	A: \$3025 B: \$3479	C: \$4084 D: \$4387														
Modular Components:																							
																							
A: \$4828 B: \$5552	C: \$6518 D: \$7001	A: \$4521 B: \$5199	C: \$6103 D: \$6555	A: \$4195 B: \$4824	C: \$5663 D: \$6082	A: \$3098 B: \$3563	C: \$4183 D: \$4493	A: \$3401 B: \$3911	C: \$4591 D: \$4931														
																							
A: \$4828 B: \$5552	C: \$6518 D: \$7001	A: \$4521 B: \$5199	C: \$6103 D: \$6555	A: \$4195 B: \$4824	C: \$5663 D: \$6082	A: \$3098 B: \$3563	C: \$4183 D: \$4493																
																							
A: \$4633 B: \$5328	C: \$6255 D: \$6718	A: \$4341 B: \$4992	C: \$5860 D: \$6294	A: \$3936 B: \$4527	C: \$5314 D: \$5708	A: \$2860 B: \$3289	C: \$3861 D: \$4147	A: \$2465 B: \$2835	C: \$3328 D: \$3574														
																							
A: \$4843 B: \$5569	C: \$6537 D: \$7022	A: \$4063 B: \$4673	C: \$5485 D: \$5891	A: \$3849 B: \$4426	C: \$5196 D: \$5581																		
																							
A: \$2402 B: \$2762	C: \$3242 D: \$3483	A: \$297 B: \$342	C: \$401 D: \$431	A: \$312 B: \$359	C: \$421 D: \$452																		
<table border="1"> <thead> <tr> <th colspan="2">LEATHER KEY:</th> </tr> </thead> <tbody> <tr> <td>A:</td> <td>corrected top grain 'Orvieto'</td> </tr> <tr> <td>B:</td> <td>semi-corrected top grain 'EuroSoft' & 'King'</td> </tr> <tr> <td>C:</td> <td>'Marco' 'Toro' (N/A)</td> </tr> <tr> <td>D:</td> <td>'Mimosa' 'Mimosa Pro' (N/A)</td> </tr> <tr> <td></td> <td>'Nevicata' (N/A) 'Prescott'</td> </tr> <tr> <td></td> <td>'Geko' (N/A) 'Nubuck'</td> </tr> </tbody> </table>										LEATHER KEY:		A:	corrected top grain 'Orvieto'	B:	semi-corrected top grain 'EuroSoft' & 'King'	C:	'Marco' 'Toro' (N/A)	D:	'Mimosa' 'Mimosa Pro' (N/A)		'Nevicata' (N/A) 'Prescott'		'Geko' (N/A) 'Nubuck'
LEATHER KEY:																							
A:	corrected top grain 'Orvieto'																						
B:	semi-corrected top grain 'EuroSoft' & 'King'																						
C:	'Marco' 'Toro' (N/A)																						
D:	'Mimosa' 'Mimosa Pro' (N/A)																						
	'Nevicata' (N/A) 'Prescott'																						
	'Geko' (N/A) 'Nubuck'																						

SNELLO

STEP 2: SELECT SEAT BASE LEATHER FEATURES			STEP 3: SIDE DETAIL	
				Would you like a matching detail stripe on the side of the sofa arms? Choose: YES NO
Diamond Weave 0353	Vertical Perforated 0354	Plain 0352		
STEP 4: SELECT SEAT BACK FEATURES			STEP 5: STITCHING	
			Contrast Stitching: Y / N If yes, what colour: (code):	
Plain (A)	Leather edging (B)	Leaf print + leather edging (C)		
STEP 7: SELECT LEGS			STEP 6: FIRMNESS	
			Circle your seat firmness selection: Firm (4) Soft (5)	
Diamond (0352) matt chrome	Double Leg (M0049) matt chrome	Round (M1001) matt chrome		
				
Square (M1009) matt chrome				
STEP 8: SELECT CUSTOM SIZE			STEP 9: FINISHED ENDS <small>(For non-standard finished ends)</small>	
Desired width: Closest Smaller Option: + cm:			How many ends do you need finished? 1 2	
Additional Charge: \$ <small>Your sales consultant will calculate this for you</small>			Additional Charge: \$ <small>Your sales consultant will calculate this for you</small>	
STEP 10: FINALISE DESIGN				
Sketch selection:		1. Selected item codes:	Selected leather colour (range/name/code):	
		2. Base:	3. Arm:	4. Seat Back:
		5. Stitching selection:	6. Firmness selection:	7. Leg Selection:
		Price:	Additional Charges:	Total:
I agree that the selected options on this order form are correct. Sign:				

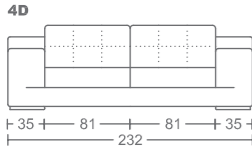
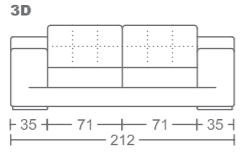
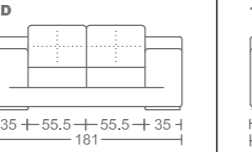
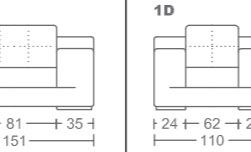
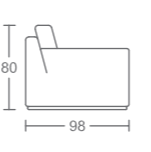

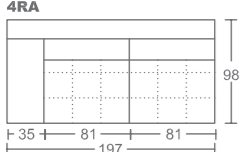
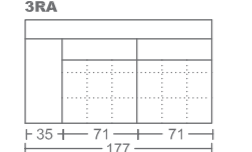
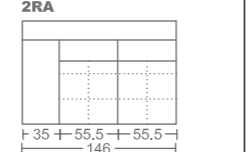
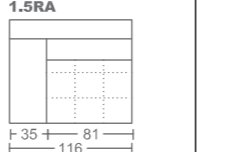
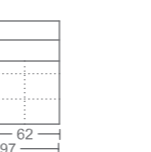
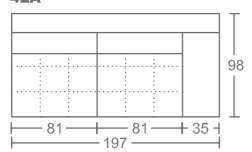
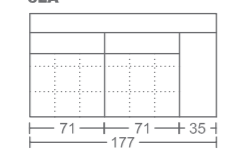
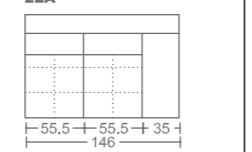
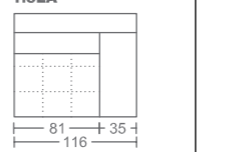
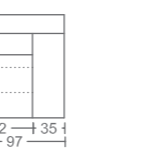
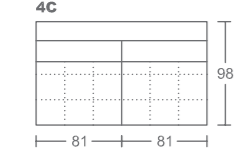
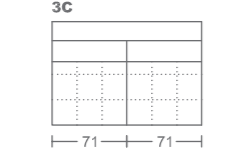
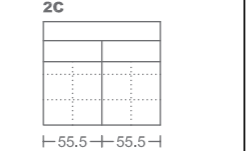
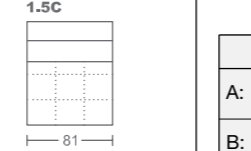
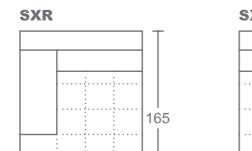
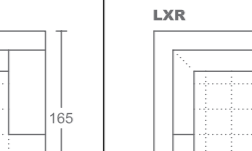
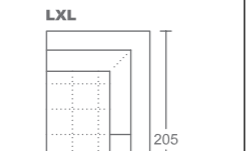
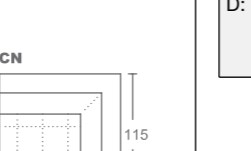

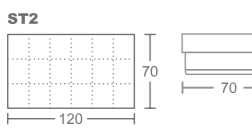
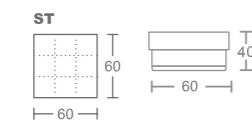

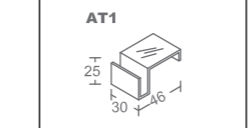
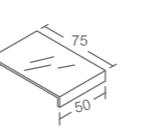
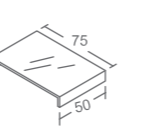


FIORI

CUSTOMISABLE SOFA

A modern design aesthetic is achieved with wide, low proportions which also works to ground the sofa giving it a satisfyingly robust appearance. The Fiori is amongst the most comfortable in our range and is a popular favourite for this reason.

FIORI

STEP 1: SELECT SOFA MODULES										
Sofas * For custom sizes & made to measure options, please ask a sales consultant to provide prices.										
										
A: \$3819 B: \$4392	C: \$5156 D: \$5538	A: \$3508 B: \$4034	C: \$4735 D: \$5086	A: \$3430 B: \$3944	C: \$4630 D: \$4973	A: \$2865 B: \$3294	C: \$3867 D: \$4154	A: \$2163 B: \$2488	C: \$2920 D: \$3136	* Side elevation
Modular Components:										
										
A: \$3444 B: \$3961	C: \$4650 D: \$4994	A: \$3415 B: \$3927	C: \$4610 D: \$4952	A: \$2762 B: \$3177	C: \$3729 D: \$4005	A: \$2304 B: \$2650	C: \$3111 D: \$3341	A: \$2051 B: \$2359	C: \$2769 D: \$2974	
										
A: \$3444 B: \$3961	C: \$4650 D: \$4994	A: \$3415 B: \$3927	C: \$4610 D: \$4952	A: \$2762 B: \$3177	C: \$3729 D: \$4005	A: \$2304 B: \$2650	C: \$3111 D: \$3341	A: \$2051 B: \$2359	C: \$2769 D: \$2974	
										
A: \$3152 B: \$3625	C: \$4255 D: \$4570	A: \$2840 B: \$3266	C: \$3834 D: \$4118	A: \$2226 B: \$2560	C: \$3006 D: \$3228	A: \$1846 B: \$2123	C: \$2493 D: \$2677			
										
A: \$3191 B: \$3670	C: \$4308 D: \$4627	A: \$4092 B: \$4706	C: \$5525 D: \$5934	A: \$2592 B: \$2981	C: \$3499 D: \$3758					
										
A: \$1793 B: \$2062	C: \$2420 D: \$2600	A: \$926 B: \$1064	C: \$1250 D: \$1342	A: \$336 B: \$387	C: \$454 D: \$487	A: \$263 B: \$303	C: \$355 D: \$381	Acrylic arm tray \$244	Acrylic ottoman tray \$331	

LEATHER KEY:
A: corrected top grain 'Orvieto'
B: semi-corrected top grain 'EuroSoft' & 'King'
C: 'Marco' 'Toro' (N/A) 'Nevicata' 'Prescott'
D: 'Mimosa' 'Mimosa Pro' 'Geko' 'Nubuck'

FIORI

STEP 2: SELECT ARM WIDTH		STEP 3: QUILTED
 <p>Thick Arm 35cm (0033)</p>	 <p>Thin Arm 20cm (custom) + 5% surcharge *Subtract 15/30cm from the sofa width for slim arm alternative</p>	 <p>Quilted (0033)</p>
		 <p>Plain (0034)</p>
STEP 4: SELECT LEG		
 <p>Round Metal (0033)</p>	 <p>Round Metal Full Base (0034)</p>	 <p>Timber H0014</p>
Choose a finish: Polished Matt	Choose a finish: Polished Matt	Choose a finish: Wenge 219 Beech 019 Cherry C02 Dark Walnut W01 Solid Black R05 Silver Grey 210
STEP 5: SELECT STITCHING		STEP 6: FIRMNESS
Contrast Stitching: Y / N If yes, what colour: (code):		Circle your seat firmness selection: Firm (4) Soft (5)
STEP 7: SELECT CUSTOM SIZE		STEP 8: FINISHED ENDS <small>(For non-standard finished ends)</small>
Desired width: Closest Smaller Option: + cm:		How many ends do you need finished? 1 2
Additional Charge: \$ Your sales consultant will calculate this for you		Additional Charge: \$ Your sales consultant will calculate this for you
STEP 6: FINALISE DESIGN		
Sketch selection:	1. Selected item codes:	Selected leather colour (range/name/code):
	2. Selected arm width:	3. Quilting:
	4. Leg selection:	5. Contrast stitch:
		6. Firmness:
Price:	Additional charge:	Total:
I agree that the selected options on this order form are correct. Sign:		

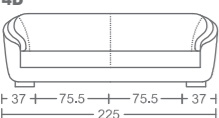
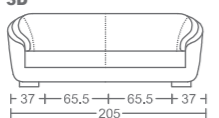
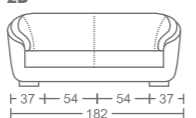
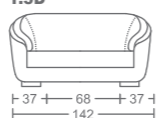
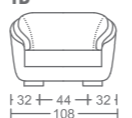
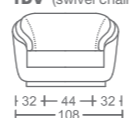
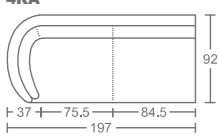
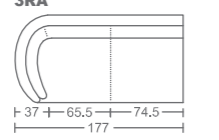
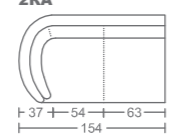
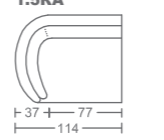
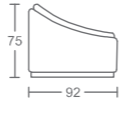
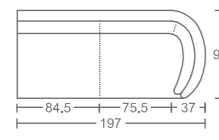
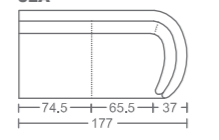
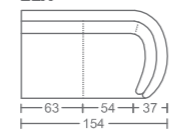
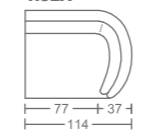
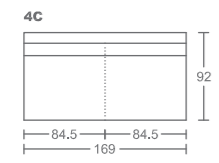
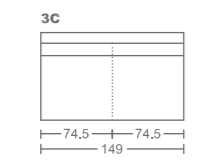
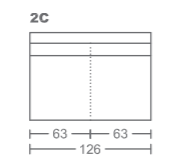
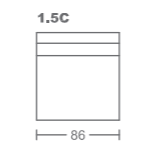
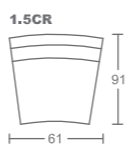
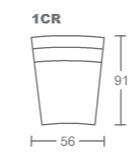
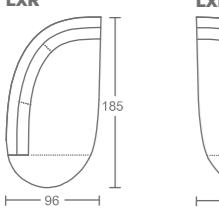
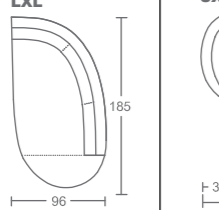
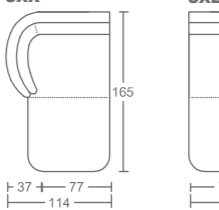
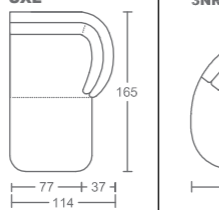
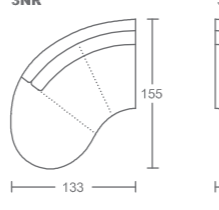
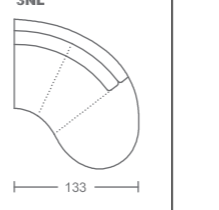
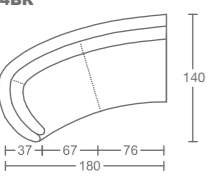
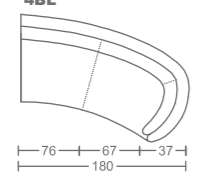
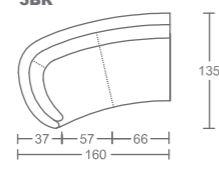
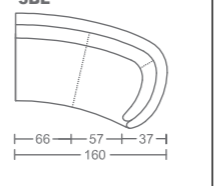
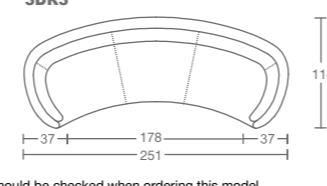


RUSCO

CUSTOMISABLE SOFA

The Rusco introduces sweeping curves and organic forms to a modern, streamlined design. Create your own unique sofa from the range of Rusco options that includes straight or curved modules, custom design and leather options and a choice of leg designs.

RUSCO

STEP 1: SELECT SOFA MODULES																					
Sofas * For custom sizes & made to measure options, please ask a sales consultant to provide prices.																					
4D 		3D 		2D 		1.5D 		1D 		1DV (swivel chair) 											
A: \$3732	C: \$5038	A: \$3478	C: \$4696	A: \$3196	C: \$4314	A: \$2699	C: \$3644	A: \$2465	C: \$3328	A: \$2728	C: \$3683										
B: \$4292	D: \$5411	B: \$4000	D: \$5044	B: \$3675	D: \$4634	B: \$3104	D: \$3914	B: \$2835	D: \$3574	B: \$3137	D: \$3956										
Modular Components:																					
4RA 		3RA 		2RA 		1.5RA 															
A: \$3303	C: \$4459	A: \$3040	C: \$4104	A: \$2777	C: \$3749	A: \$2246	C: \$3032	* Side elevation													
B: \$3799	D: \$4789	B: \$3496	D: \$4408	B: \$3193	D: \$4027	B: \$2583	D: \$3257														
<table border="1"> <thead> <tr> <th colspan="2">LEATHER KEY:</th> </tr> </thead> <tbody> <tr> <td>A:</td> <td>corrected top grain 'Orvieto'</td> </tr> <tr> <td>B:</td> <td>semi-corrected top grain 'EuroSoft' & 'King'</td> </tr> <tr> <td>C:</td> <td>'Marco' 'Toro' 'Nevicata' 'Prescott'</td> </tr> <tr> <td>D:</td> <td>'Mimosa' 'Geko' (N/A) 'Mimosa Pro' 'Nubuck'</td> </tr> </tbody> </table>												LEATHER KEY:		A:	corrected top grain 'Orvieto'	B:	semi-corrected top grain 'EuroSoft' & 'King'	C:	'Marco' 'Toro' 'Nevicata' 'Prescott'	D:	'Mimosa' 'Geko' (N/A) 'Mimosa Pro' 'Nubuck'
LEATHER KEY:																					
A:	corrected top grain 'Orvieto'																				
B:	semi-corrected top grain 'EuroSoft' & 'King'																				
C:	'Marco' 'Toro' 'Nevicata' 'Prescott'																				
D:	'Mimosa' 'Geko' (N/A) 'Mimosa Pro' 'Nubuck'																				
4LA 		3LA 		2LA 		1.5LA 															
A: \$3303	C: \$4459	A: \$3040	C: \$4104	A: \$2777	C: \$3749	A: \$2246	C: \$3032														
B: \$3799	D: \$4789	B: \$3496	D: \$4408	B: \$3193	D: \$4027	B: \$2583	D: \$3257														
4C 		3C 		2C 		1.5C 		1.5CR 		1CR 											
A: \$2938	C: \$3966	A: \$2679	C: \$3617	A: \$2421	C: \$3269	A: \$2134	C: \$2881	A: \$1827	C: \$2466	A: \$1661	C: \$2243										
B: \$3378	D: \$4260	B: \$3081	D: \$3885	B: \$2784	D: \$3511	B: \$2454	D: \$3094	B: \$2101	D: \$2649	B: \$1910	D: \$2409										
LXR 		LXL 		SXR 		SXL 		3NR 		3NL 											
A: \$3118	C: \$4209	A: \$2855	C: \$3854	A: \$3006	C: \$4058	A: \$2485	C: \$3354														
B: \$3586	D: \$4521	B: \$3283	D: \$4140	B: \$3457	D: \$4359	B: \$2857	D: \$3603														
4BR 		4BL 		3BR 		3BL 		3DR3 													
A: \$3439	C: \$4643	A: \$3176	C: \$4288	A: \$5756	C: \$7771																
B: \$3955	D: \$4987	B: \$3653	D: \$4606	B: \$6619	D: \$8346																

RUSCO

STEP 1: SELECT SOFA MODULES											
Ottomans								Headrests			
ST2 		ST 		RT2 		RT3 		HR 			
A: \$1549	C: \$2091	A: \$965	C: \$1302	A: \$955	C: \$1289	A: \$1296	C: \$1749	A: \$229	C: \$309		
B: \$1782	D: \$2246	B: \$1109	D: \$1399	B: \$1098	D: \$1385	B: \$1490	D: \$1879	B: \$263	D: \$332		
STEP 2: SELECT STITCHING DETAIL						STEP 3: CONTRAST STITCH					
						Contrast Stitching: Y / N					
Plain Seat (0105)						Quilted Seat (0106) +20%					
						If yes, what colour: (code):					
STEP 4: FIRMNESS											
Circle your seat firmness selection: *Note, if you select soft the leather may appear 'looser'											
Firm (4) Soft (5)											
STEP 5: SELECT LEGS											
											
Steel Leg (0105)			Timber Leg (H0302)			Round Steel Leg (M0300)					
Choose a finish: Polished Matt			Choose a finish: Wenge 219 Beech 019 Cherry C02 Dark Walnut W01 Solid Black R05 Silver Grey 210			Choose a finish: Polished Matt					
STEP 6: SELECT CUSTOM SIZE						STEP 7: FINISHED ENDS (For non-standard finished ends)					
Desired width: Closest Smaller Option: + cm:						How many ends do you need finished? 1 2					
Additional Charge: \$ Your sales consultant will calculate this for you						Additional Charge: \$ Your sales consultant will calculate this for you					
STEP 8: FINALISE DESIGN											
Sketch selection:				1. Selected item codes:		Selected leather colour (range/name/code):					
				2. Quilting:		3. Stitching colour:					
				4. Firmness selection:		5. Leg selection:					
Price:				Additional charge:		Total:					
I agree that the selected options on this order form are correct.											
Sign:											

GUARDSMAN LEATHER WARRANTY

Fine leather is soft and luxurious, and an ideal choice for your upholstered furniture, as it is durable and resilient to the everyday demands of family life. With proper care and maintenance, you can keep your leather furniture looking and feeling great for years to come. Even the best leather is subject to staining and damage.

Guardsman Leather Care Collection Warranty Price: \$299 (includes 5 year warranty & care kit)

With Guardsman's Leather Care Collection including a 5 Year Product Warranty, a complete care and maintenance system for your leather furniture, you can have total peace of mind knowing that your leather will stay protected from life's unwanted accidents. So if your child spills food, or you have a dinner party and your guest spills red wine on your leather lounge, you can relax knowing Guardsman has you covered.

Guardsman Leather Warranty Coverage:

- All Accidental Stains
- Human & Pet Bodily Fluids
- Ink & Lipstick Marks
- Accidental Damage including: Rips, Cuts & Burns

Guardsman's 5 Year Warranty will provide you with the following benefits:

- The kit contents will help you clean, protect and maintain the original look of your leather furniture, so you can enjoy your investment.
- Free professional advice on stain removal via Guardsman's toll free number.
- Free of charge visits by a professional technician, available nationwide to remove any accidental stain or repair any accidental damage.*
- If accidental stains cannot be removed, or accidental damage cannot be repaired, Guardsman will replace your lounge for free.*



The Guardsman Leather Care Collection Warranty Product includes:

- 250ml Leather Cleaner
- Cleaning Sponge
- 250ml Leather Protector
- Application Cloth
- Ink Remover Wipes (x 3)
- Warranty Book

You can call Guardsman on their toll free customer service number 1800 249 252, to make a claim or alternatively, lodge a claim online through their website www.guardsmanaustralia.com (have your warranty number ready so they can assist you right away, this can be found on the front cover of your booklet).

Guardsman Leather Wipes

- Step 1 - Leather Cleaner Wipes \$15 (20 wipes per pack)
- Step 2 - Leather Protector Wipes \$15 (20 wipes per pack)



You can also try Guardsman's Leather Cleaner and Protector wipes; a 2-step process to help rejuvenate leather, for a renewed look and feel. Guardsman's Leather Cleaner Wipes are an effective water-based cleaner that remove soil and surface grime and the Leather Protector Wipes create an invisible shield to protect leather against premature aging and damaging stains.

Guardsman has been the leader in the furniture care industry for nearly 100 years, offering a comprehensive range of quality, furniture care products and services for the protection, care, repair and renewal of wood, fabric, and leather furnishings as well as bedding products.

The Guardsman Leather Care Collection Warranty Product is available to purchase at Beyond Furniture upon purchase of any new leather sofa. Guardsman's Leather Cleaner and Protector Wipes also available.

For more information visit guardsmanaustralia.com or email info@guardsmanaustralia.com

*For details on exclusions, please refer to product warranty terms and conditions.



GUARDSMAN
EXCELLENCE IN FURNITURE CARE
SINCE 1915

** This warranty does not cover any defects which are subject to manufacturer's recall or which are covered under a manufacturer's program of reimbursement. This is not a guarantee or promise relating to the nature of the material, workmanship or performance of the furniture. This warranty does not exclude or restrict any condition or warranty imposed or implied by any consumer legislation operation in Australia or New Zealand.*

** Under no circumstances shall coverage under the warranty extend to any loss or damage to a person or property, direct, consequential or incidental, arising from use of or inability to use the Item.*

“

WE'RE
HERE TO
HELP...”

LEAD TIMES

Our sofas are 100% customisable and as such made to order. Standard lead time is 10-12 weeks. For short lead time options, please speak with a sales consultant.

DELIVERY & ASSEMBLY

In Sydney our in-house team will deliver and install all furniture purchased (fees apply). For regional & interstate deliveries, we will organise transport with a transport partner, assembly can be arranged if requested (additional fees apply). For more information visit our website or call 1300 11 22 33.

INTERIOR DECORATOR

Would you like an expert to help bring your interior ideas together? Book an in store consultation with one of our experienced Interior Decorators, whether it is advice on a sofa, or a whole household of furniture. Visit our website or call 1300 11 22 33 for details & to book.

Crows Nest

Tel: 1300 11 22 33
Tel: (02) 9438 2844
Fax: (02) 9436 4546
306 Pacific Hwy
Crows Nest NSW 2065
sales@beyondfurniture.com.au

Moore Park

Tel: (02) 9662 1332
Fax: (02) 9662 2712
GF12, Moore Park SupaCenta
2A Todman Ave
Kensington NSW 2033
mpstore@beyondfurniture.com.au

While we have aimed to ensure information is correct, sometimes errors do occur for which we apologise. Designs will be updated or discontinued at any time. Due to the limitations of the printing process, reproduced colours are for illustrative purposes only. All prices include GST. We reserve the right to adjust prices without notice. Please visit our showroom or website to see the latest designs available.



www.beyondfurniture.com.au